



Summary Feedback

ST1 – ST4 Teaching Programme 2024

DKT FRCR 2B Practice Viva (Session 56)

THE POT-POURRI OF FRCR VIVA CASES

Top Tips, Differentials, "A to ZEE" & More ! (Part 3)

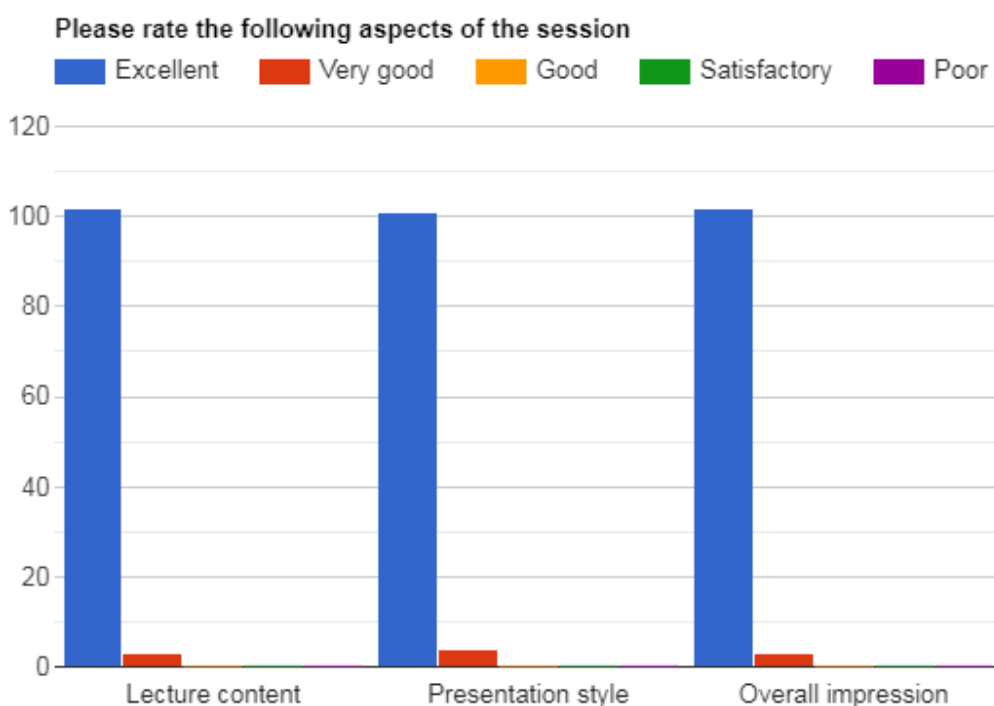
(28th March 2024)

Delivered By:

(Sami Khan)

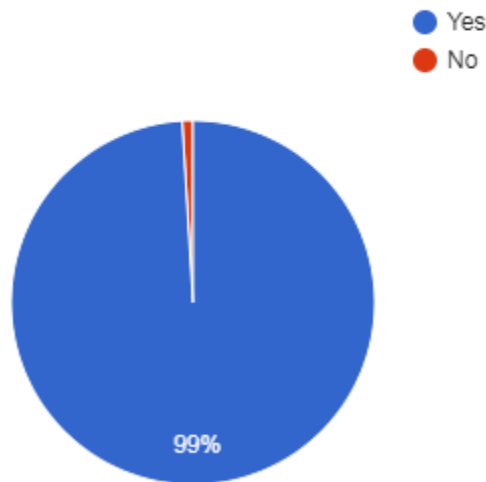
Summary Points:

- ST1-ST4 teaching programme 2024 – FRCR 2B Practice Viva Session 56: 2.5 hours teaching time
- Total Attendees: 295 from 37 Countries (Algeria, Bahamas, Bahrain, Bangladesh, Canada, China, Dominica, Egypt, Hong Kong, India, Indonesia, Iraq, Ireland, Jordan, Kenya, Kuwait, Lebanon, Libya, Malaysia, Myanmar, Namibia, Nepal, Nigeria, Oman, Pakistan, Qatar, Saudi Arabia, South Africa, Sri Lanka, Sudan, Swaziland, Türkiye, UAE, UK, USA, Yemen, Zimbabwe).
- Total feedback received from 105 participants



DKT FRCR 2B Practice Viva (Session 56) THE POT-POURRI OF FRCR VIVA CASES - Top Tips, Differentials, "A to ZEE" & More ! (Part 3)

Did you find it useful
105 responses

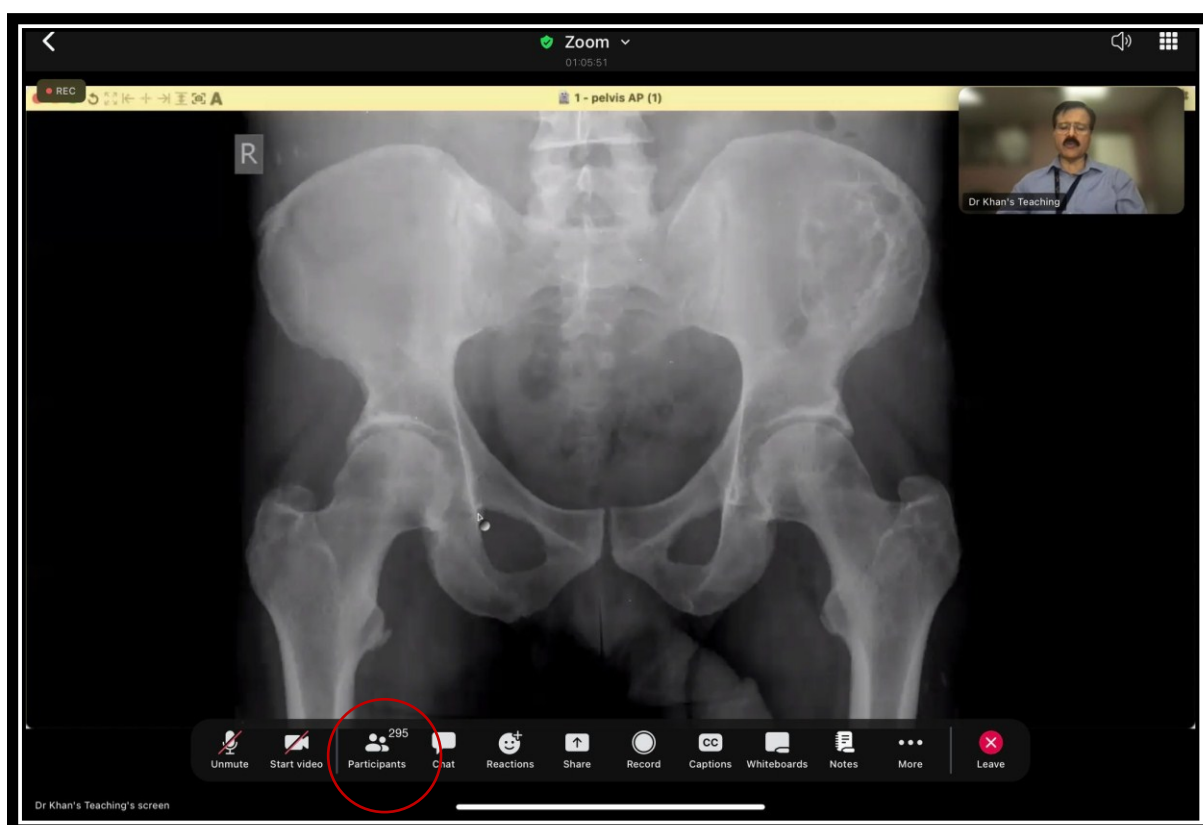


Testimonials

- Thank you Dr Khan. Your teaching style is second to none! (Nigeria).
- Words are unable to describe and appreciate, what Dr Khan is doing and has done for radiology residents. It's beyond imagination actually, what Dr Khan and his brilliant team has done in no time. Stay blessed Sir! (Pakistan).
- I loved the coverage of wide spectrum of cases (Kuwait).
- Excellent teaching by Dr Khan. Everything is very valuable (Sri Lanka).
- The explanation from anatomy to Chapman DD it's really from A-Z (Dubai).
- Every aspect was useful, one to one and going back to basics (Saudi Arabia).
- I liked the variety of cases and excellent teaching after each case (Lebanon).
- Exam environment along with discussion was great (UK).
- Varied cases with clear learning points (UK).
- It was perfect (UAE).
- Very useful session (Sri Lanka).
- The style of teaching was awesome (Oman).
- Every aspect was useful (India).
- Sir's teaching was the best (Bangladesh).
- Lecture content was the most useful (Nigeria).
- Excellent mixture of interesting cases, and their explanation (Iraq).
- Best lectures and learning process (Pakistan).
- Very good and clear cases (UAE).
- Happy with everything (UK).
- Brilliant session (UK).
- Great lectures. Many thanks for all the efforts (Jordan).
- Excellent teaching session. Thank you (Malaysia).
- Impressive work (Pakistan).

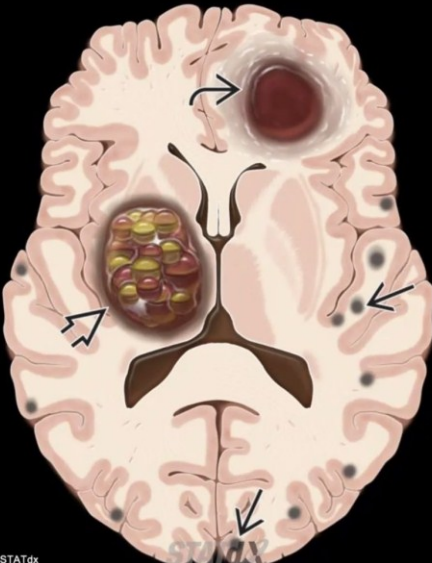
DKT FRCR 2B Practice Viva (Session 56) THE POT-POURRI OF FRCR VIVA CASES - Top Tips, Differentials, "A to ZEE" & More ! (Part 3)

- Great teaching (Pakistan).
- Very useful and educative session (UK).
- Super excellent. Thanks a lot (Yemen).
- Dr. Khan's explanation was the most useful (Egypt).
- Excellent cases and teaching points (UAE).
- Detailed case based explanation (Egypt).
- Interactive, awesome way of teaching (Pakistan).
- Excellent explanation for the cases (Sril Lanka).
- Thank you for your time and expertise (UK).
- Excellent session as usual (Pakistan).
- Very knowledgeable (Saudi Arabia).
- Grateful to sir (Bangladesh).
- Satisfactory. Always learning new concepts from the teachings (Nigeria).
- It was perfect (UAE).
- Super excellent (Nigeria).
- Highly Impressive (Iraq).
- Continue the excellent teaching (Nigeria).
- Already excellent (Indonesia).
- Nothing needs improvement (India).
- More lectures (UAE).
- Every aspect was useful (India).
- I liked the teaching method with cases and explanation (Egypt).
- Detailed discussion about each topic (Pakistan).
- Impressive (Namibia).



Zoom 32:08

Cavernous Malformation



- CMs exhibit range of dynamic behaviors (enlargement, regression, de novo formation)
- Can be associated with DVA (seen with Contrast)

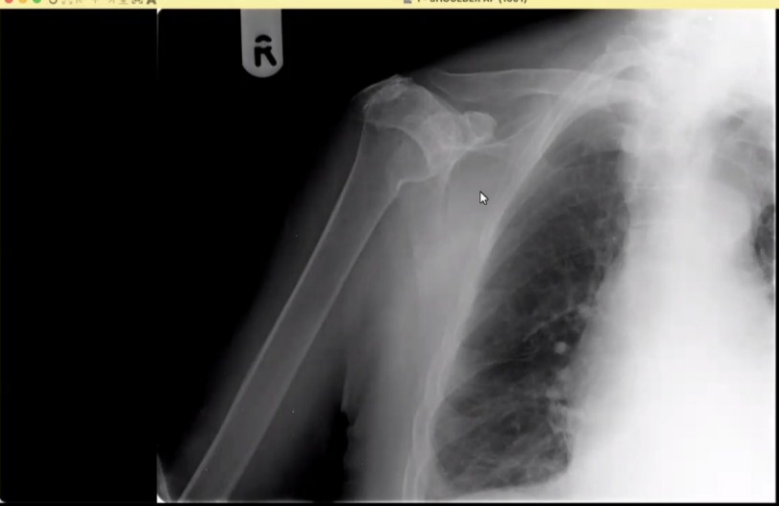
Viva Tip : Ask for Contrast enhanced MRI

Dr Khan's Teaching's screen

STATdx

Unmute Start video Participants 273 Chat Reactions Share Record Captions Whiteboards Notes More Leave

1 - SHOULDER AP (1001)



candidtae 1

Unmute Start video Participants 210 Chat Reactions Share More Leave

Dr Khan's Teaching's screen

=====XX=====XX=====